



Micro Commercial Components

Micro Commercial Components  
20736 Marilla Street Chatsworth  
CA 91311  
Phone: (818) 701-4933  
Fax: (818) 701-4939

# LLSD101A THRU LLSD101C

## Schottky Barrier Switching Diode

### Features

- Guard Ring Construction for Transient Protection
- Low Reverse Capacitance
- Low Forward Voltage Drop and Low Reverse Recovery Time
- Lead Free Finish/RoHS Compliant(Note 1) ("P" Suffix designates Compliant. See ordering information)

### Mechanical Data

- Case: MiniMELF, Glass
- Terminals: Solderable per MIL-STD-202, Method 208
- Polarity: Indicated by Cathode Band
- Weight: 0.05 grams ( approx.)

### Maximum Ratings @ 25°C Unless Otherwise Specified

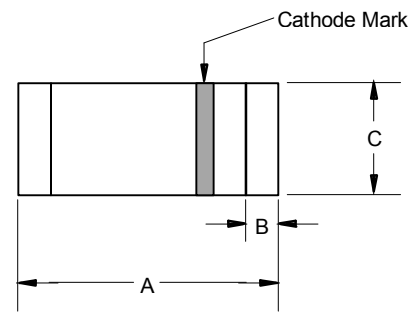
Characteristic	Symbol	LLSD101A	LLSD101B	LLSD101C
Peak Repetitive Reverse Voltage	$V_{RRM}$			
Working Peak Reverse Voltage	$V_{RWM}$	60V	50V	40V
DC Blocking Voltage	$V_R$			
RMS Reverse Voltage	$V_{R(RMS)}$	42V	35V	28V
Forward Continuous Current(Note 2)	$I_{FM}$	15mA		
Non-Repetitive Peak @ $t \leq 1.0s$ Forward Surge Current @ $t = 10\mu s$	$I_{FSM}$	50mA 2.0A		
Power Dissipation(Note 2)	$P_d$	400mW		
Thermal Resistance(Note 2)	$R$	375K/W		
Operation & Storage Temp. Range	$T_j, T_{STG}$	-55 to 150°C		

### Electrical Characteristics @ 25°C Unless Otherwise Specified

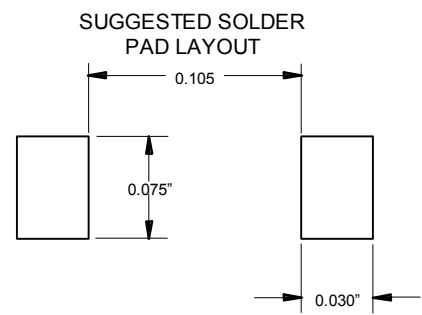
Characteristic	Symbol	Min	Max	Unit	Test Cond.
Peak Reverse Current	$I_{RM}$	-----	200	nA	$V_R = 50V$ $V_R = 40V$ $V_R = 30V$
Forward Volt. Drop	$V_{FM}$	-----	0.41 0.40 0.39 1.00 0.95 0.90	V	$I_F = 1.0mA$ $I_F = 1.0mA$ $I_F = 1.0mA$ $I_F = 15mA$ $I_F = 15mA$ $I_F = 15mA$
Junction Capacitance	$C_j$	-----	2.0 2.1 2.2	pF	$V_R = 0V, f = 1.0MHz$
Reverse Recovery Time	$t_{rr}$	-----	1.0	ns	$I_F = I_R = 5mA,$ recover to $0.1 I_R$

Note:1.Lead in Glass Exemption Applied, see EU Directive Annex 5.  
2.Valid provided that electrodes are kept at ambient temperature

### MINIMELF



DIM	DIMENSION				NOTE
	INCHES		MM		
	MIN	MAX	MIN	MAX	
A	.134	.142	3.40	3.60	
B	.008	.016	.20	.40	
C	.055	.059	1.40	1.50	



# LLSD101A thru LLSD101C

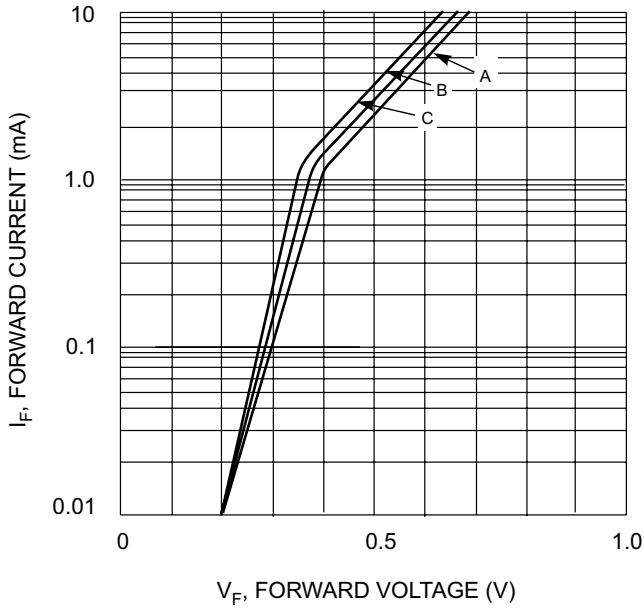


Fig. 1 Typical Forward Characteristic Variations for Primary Conduction

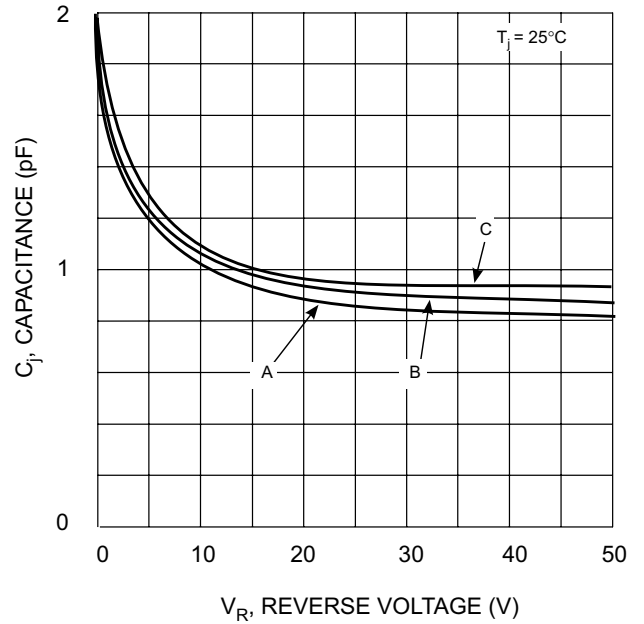


Fig. 2 Typ. Junction Capacitance vs Reverse Voltage



TM

Micro Commercial Components

## Ordering Information

Device	Packing
(Part Number)-TP	Tape&Reel;2.5Kpcs/Reel

### \*\*\*IMPORTANT NOTICE\*\*\*

*Micro Commercial Components Corp.* reserves the right to make changes without further notice to any product herein to make corrections, modifications, enhancements, improvements, or other changes. *Micro Commercial Components Corp.* does not assume any liability arising out of the application or use of any product described herein; neither does it convey any license under its patent rights, nor the rights of others. The user of products in such applications shall assume all risks of such use and will agree to hold *Micro Commercial Components Corp.* and all the companies whose products are represented on our website, harmless against all damages.

### \*\*\*APPLICATIONS DISCLAIMER\*\*\*

Products offer by *Micro Commercial Components Corp.* are not intended for use in Medical, Aerospace or Military Applications.